

The DLR Lewisham Link



DOCKLANDS
LIGHT RAIL®

lewishamLink

its time for a change

The new Docklands Light Railway extension is on track to take you into the Millennium.

Linking Greenwich and Lewisham to the existing DLR network, it will provide a quick, convenient route directly into Docklands, with greatly reduced journey times and a wide range of new journey opportunities. The new link will make journeys for work, shopping, school and leisure much easier.

Docklands Light Railway

DLR is London's only light rail system. The system is fully automated and driverless, but with a member of staff on board every train. Our fast, frequent and reliable services offer spectacular views of the historic docks and stunning modern architecture. All stations and trains offer full mobility impaired access.

Trains run seven days a week,
364 days a year

Monday - Friday	05.30 - 00.30hrs
Saturday	06.00 - 00.30hrs
Sunday	07.30 - 23.30hrs

Opening new opportunities

The new extension will create a host of new journey opportunities both north and south of the river. As well as local attractions such as Greenwich Market, Lewisham Shopping Centre and of course the Millennium Dome, London's tourist hotspots and shopping facilities will be just 30 minutes away from Lewisham.

DLR users will be able to connect with Connex at Greenwich and Lewisham stations. This will mean reduced journey times for people commuting to Docklands, the City, Stratford and Beckton, and the convenience of Connex services for access to Kent and the Channel ports.

Keeping on track

The Lewisham Link is on track to take you into the new Millennium. Construction of the new stations on the extension is now almost complete, and the overall development is making good progress. We are already running test trains in full automatic operation between Island Gardens and Lewisham. The replacement bus service between Island Gardens and Crossharbour & London Arena will continue running until the Lewisham Link is complete.

Time on your side

Journey times between Lewisham and Canary Wharf via Greenwich will be much quicker than is currently possible. For example: Lewisham to Canary Wharf via Greenwich using DLR will take approximately 16 minutes as opposed to 38 minutes currently.

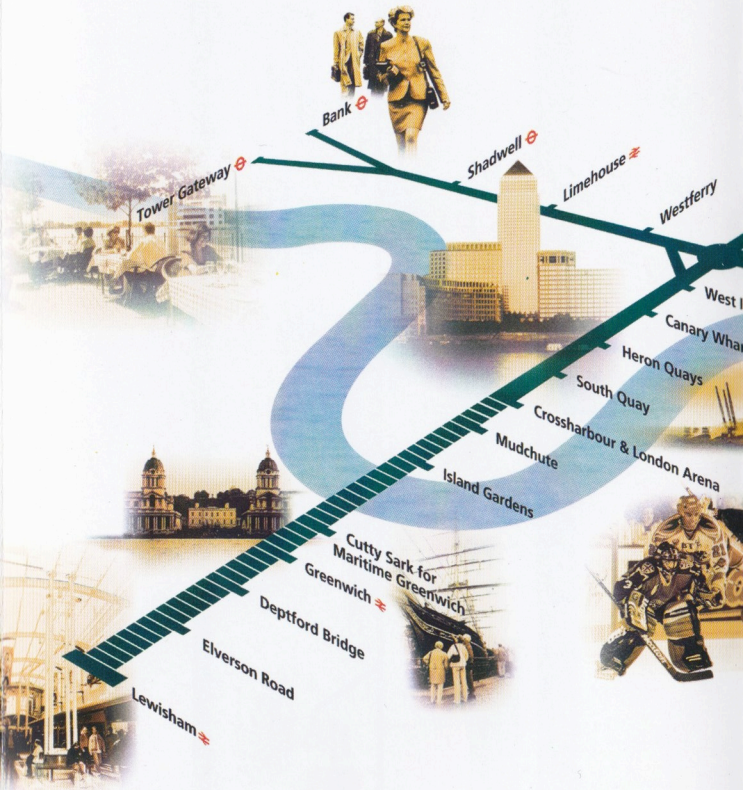
Other journey saving opportunities include:

Lewisham - Greenwich	approx. 5 minutes
Greenwich - City	approx. 23 minutes
Lewisham - Stratford	approx. 30 minutes

Just the ticket

All stations on the DLR Lewisham Link will be Zone 2/3 boundary stations, providing rapid, cost-effective access to Canary Wharf. This means that passengers holding Travelcards valid in either Zone 2 or 3 will be able to travel between Lewisham and Cutty Sark for Maritime Greenwich. Passengers travelling between Lewisham and Canary Wharf will require Travelcards valid in Zone 2.

Whilst London Transport Travelcards within the appropriate zone will be valid on all routes on the DLR network, a range of DLR only tickets will also be available, offering considerable savings. Details of these tickets will be available soon.

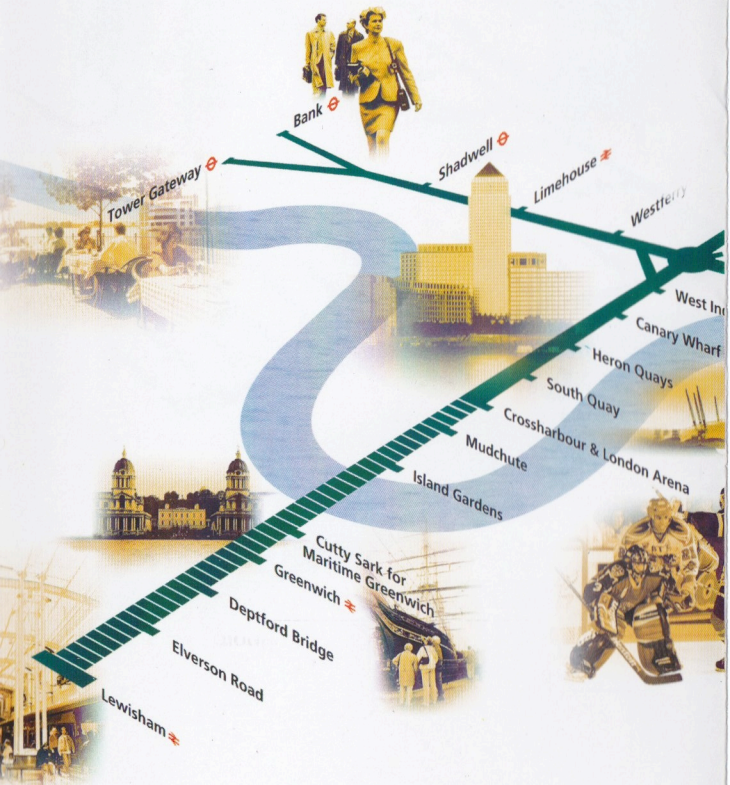


A range of "through" daily and season tickets for South East London and Kent commuters will be made available in conjunction with Connex via Lewisham and Greenwich. Freedom Passes for Senior Citizens are valid on DLR.

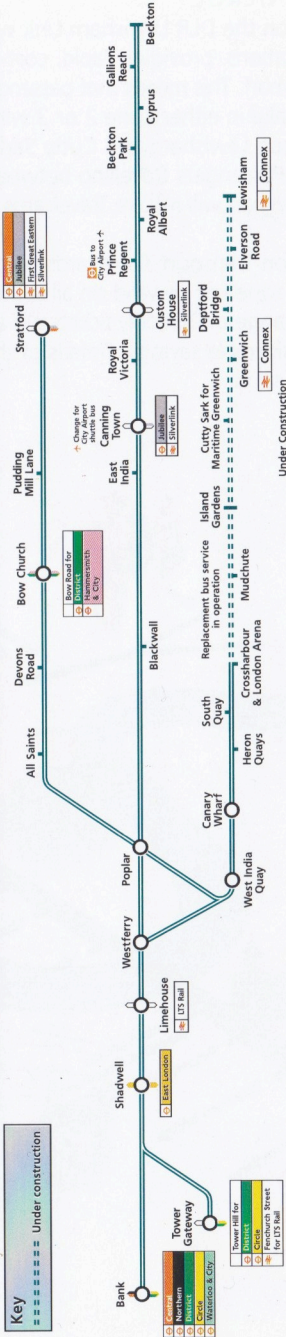


Service frequencies

Trains will run approximately every four to eight minutes during peak times, every eight to twelve minutes off-peak and weekends, and every twelve minutes early in the morning and late at night.



DOCKLANDS LIGHT RAIL



Customer assistance

For advice or assistance during the closure of Island Gardens and Mudchute stations, or information on the new Lewisham Link, please contact:-

DLR Customer Services **0171 363 9700**
(Answerphone out of office hours)

For general service information you can also call:-

Docklands Travel Hotline (24hrs) **0171 918 4000**

London Transport
Travel Information **0171 222 1234**

Ceefax page 436
Teletext page 194

www.dlr.co.uk or e-mail Customer Services at
cservice@dlr.co.uk

Project Partners

The Lewisham Link is being developed as a public/private sector joint venture under the Government's Private Finance Initiative. CGL Rail has been awarded a 24½ year concession to finance, design, build and maintain the infrastructure. CGL Rail has appointed LRG Contractors (a joint venture between John Mowlem & Co and Mitsui-Nishimatsu) to construct the link on their behalf. Docklands Railway Management Limited will operate trains on the link and the whole DLR network will continue to be centrally monitored and controlled from the control centre at Poplar.

Docklands Railway Management Limited
Castor Lane
Poplar, London E14 0DS

DOCKLANDS
LIGHT RAIL®

lewishamLink

its time for a change